



District Report Card: 2017


State: Jharkhand	District: Dhanbad
Class: 3	Subject: Language
Schools: 60	Students: 1123


Participation/Coverage


Students

 GENDER	Boys		Girls	
	Number	%	Number	%
	510	45.41	613	54.59

 AREA	Rural		Urban	
	Number	%	Number	%
	663	59.04	460	40.96

 CATEGORY	SC		ST		OBC		GEN	
	Number	%	Number	%	Number	%	Number	%
	358	31.88	83	7.39	621	55.30	61	5.43

 CWSN	LD	VI	HI	S&LD	ID	Oth
	1	1	3	3	0	1

 Management	Government		Government-aided	
	Number	%	Number	%
	1079	96.08	44	3.92

Average Performance of Students in Language (%)

Overall	Gender		Area		Management		Social Group			
	Male	Female	Rural	Urban	Govt.	Aided	SC	ST	OBC	GEN
75.93	75.25	76.49	74.31	78.26	75.89	76.97	74.86	64.98	77.34	82.73

Performance on Learning Outcomes (LOs)

Learning Outcomes	Description	Average Performance(%)
L304	Reads small texts with comprehension i.e., identifies main ideas, details, sequence and draws conclusions	77.31
L312	Reads printed scripts on the classroom walls: poems, posters, charts etc.	73.16

Range of Performance of Students who Answered Correctly							
Below 30%		30% - 50%		50% - 75%		Above 75%	
Number	%	Number	%	Number	%	Number	%
45	4.01	85	7.57	341	30.37	652	58.06

Lowest Performing Learning Outcomes (LOs)

1 - Reads printed scripts on the classroom walls: poems, posters, charts etc. (73.16)

2 - Reads small texts with comprehension i.e., identifies main ideas, details, sequence and draws conclusions (77.31)